


## GTR Cleaners

The screen cleaning effect is increased by a highly effective pre- and after-suction system, extracting light impurities from the material both at the machine inlet and outlet.

The aspirated waste, dust and light weight trash is deposited in a separate expansion chamber and conveyed to

the machine outlet by a discharge auger which is equipped with a multi-flap air lock system to prevent ingress of air, i.e. false air.

All the shutters and air valves are adjusted and controlled from the sacking off side of the machine.

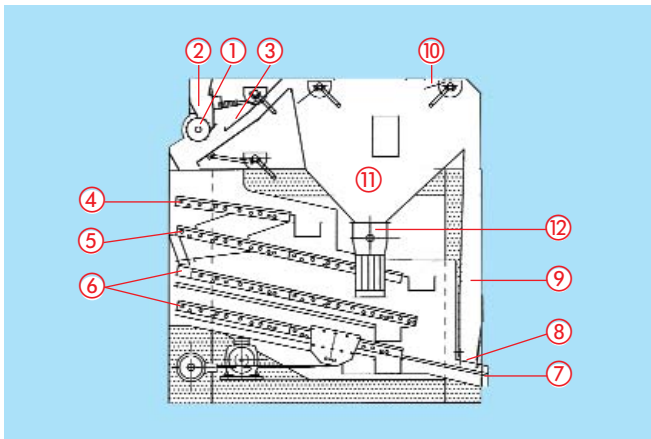


Type *	Capacity paddy t/h	heavy grain t/h	Screen m <sup>2</sup>	Motors feed kWkW	screen m <sup>3</sup> /h	Aspi- ration t	Weight net t	gross m <sup>3</sup>	Ship. V.
<b>2.1</b>	8	11	5,00	–	1,5	6.400	1,2	1,5	10,0
<b>2.2</b>	10	13	7,00	–	1,5	6.400	1,2	1,5	10,0
<b>3.1 **</b>	12	16	7,00	0,75	2,2	11.000	1,6	2,0	13,0
<b>3.2</b>	12	16	7,00	optional	2,2	11.000	1,6	2,0	13,0
<b>4.1 **</b>	15	20	10,00	0,75	2,2	11.000	1,7	2,1	15,0
<b>4.2</b>	15	20	10,00	optional	2,2	11.000	1,7	2,1	15,0
<b>5</b>	30	40	13,00	0,75	3,0	11.000	2,1	2,5	21,0
<b>6</b>	40	50	15,00	1,1	5,5	15.000	2,6	3	26,0

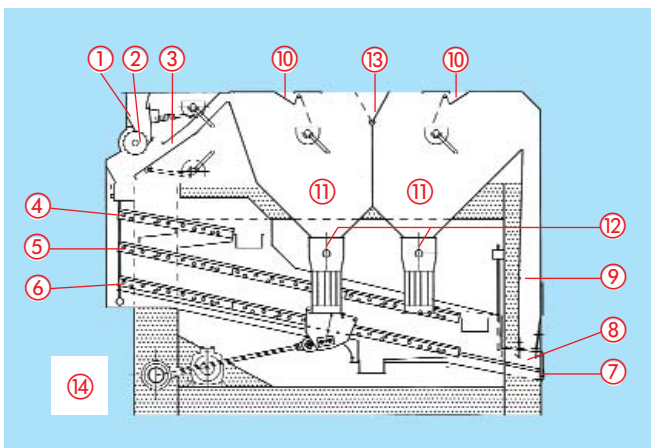
\* Other types on request \*\* With adjustable screen inclination

The capacity may vary depending on the waste quantity and the moisture content

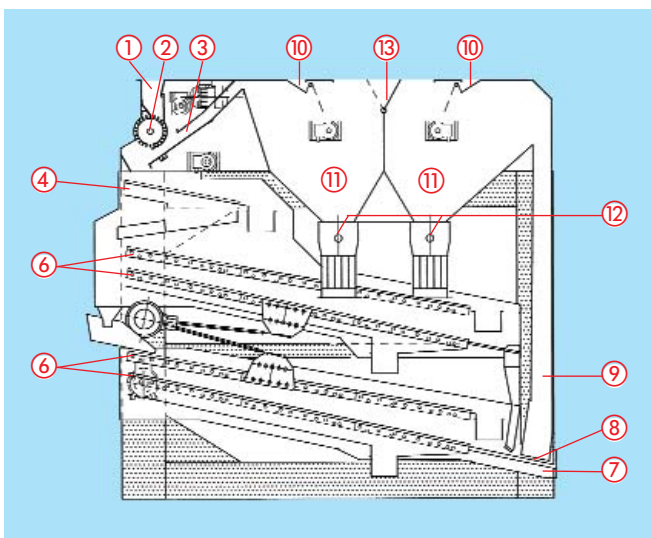
# GTR Cleaners



**Type 3.1/3.2 and Type 4.1/4.2**



**Type 2.1/2.2** (Type 2.1 without pos. no. 5)



**Type 5**

- ① Inlet**  
The inlet is equipped with a feeding roller spreading the material to be cleaned equally over the entire width of the machine. Stepless speed adjustment of the feed roller is achieved with a separate frequency controlled motor. (Type 3.1/4.1 only)
- ② Spring-loaded safety flap**
- ③ Pre-suction system**  
The pre-suction system removes dust and light weight trash before screening. The aspiration opening of the pre-suction channel is adjustable thus achieving a variable air velocity.
- ④ Scalping Screen**  
A 1 m<sup>2</sup> pre-screen for separation of coarse impurities.
- ⑤ Pre-screen**  
The pre-screen separates oversize material. (Adjustable screen inclination on Type 3.1/4.1 only).
- ⑥ Grading screen / sand sieve**  
The two (type 5 = four) lowest rows of screens can be utilized as grading screen or sand sieve according to cleaning purpose.
- ⑦ Outlet for Cleaned Product**
- ⑧ Air screen**  
Light particles are "air separated" at the screen which is positioned under the suction opening of the after-suction channel.
- ⑨ After-Suction Channel**  
The light weight product separated at the air-screen is conveyed in the after-suction channel to the expansion chamber.
- ⑩ False Air Intake**  
Two false air flaps for controlling the air quantity in both the pre- and after-suction system.
- ⑪ Expansion Chamber(s)**
- ⑫ Screw Conveyor(s)**  
Screw conveyor(s) discharge the product(s) separated in the expansion chamber to the sacking-off point.
- ⑬ Air divider Shutter (suction point)**  
Distribution of the air quantity for respectively pre- and after-suction system.
- ⑭ Control panel**  
For speed regulation of the feed roller. (Type 3.1, 4.1, 5 and 6 only)